
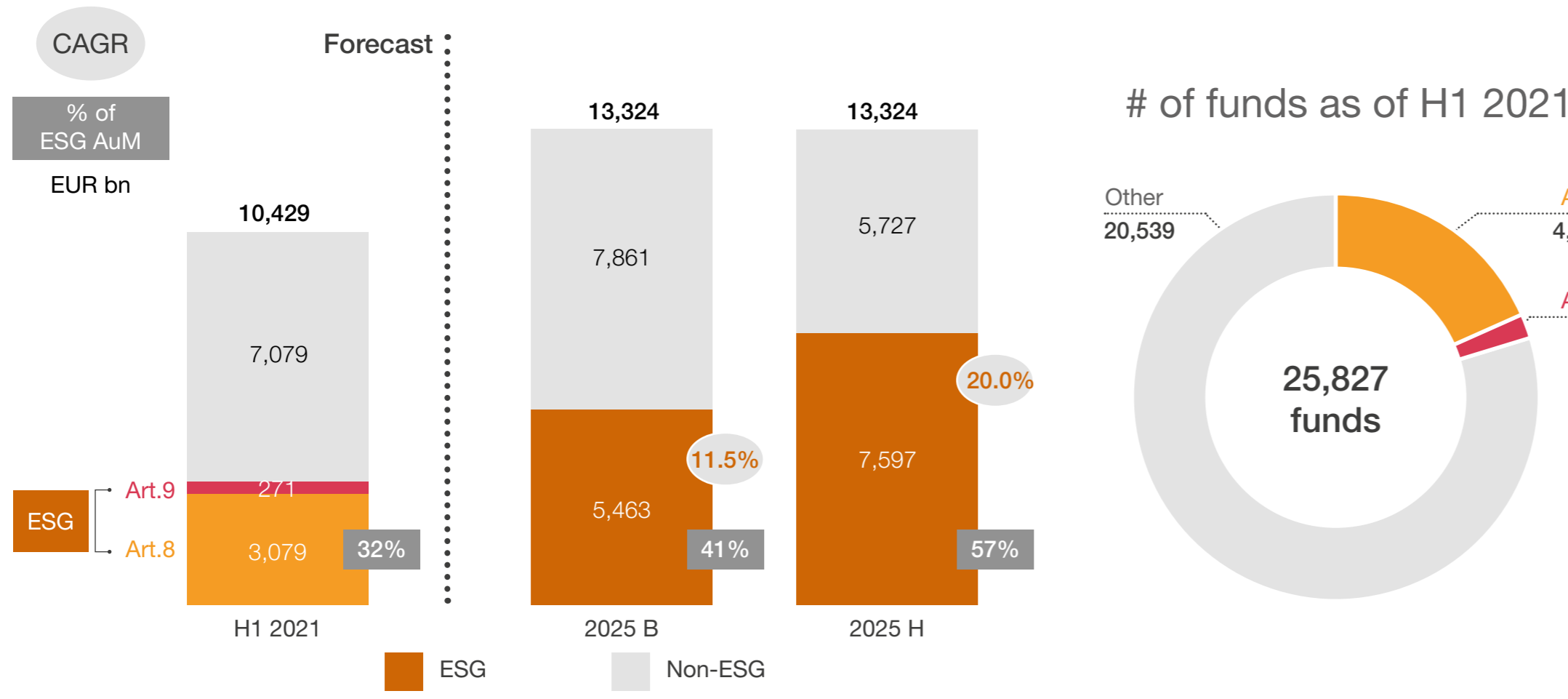


EU ESG Mutual Funds Poster

H1 2021



EU ESG AuM to reach up to EUR 7.6tn by 2025

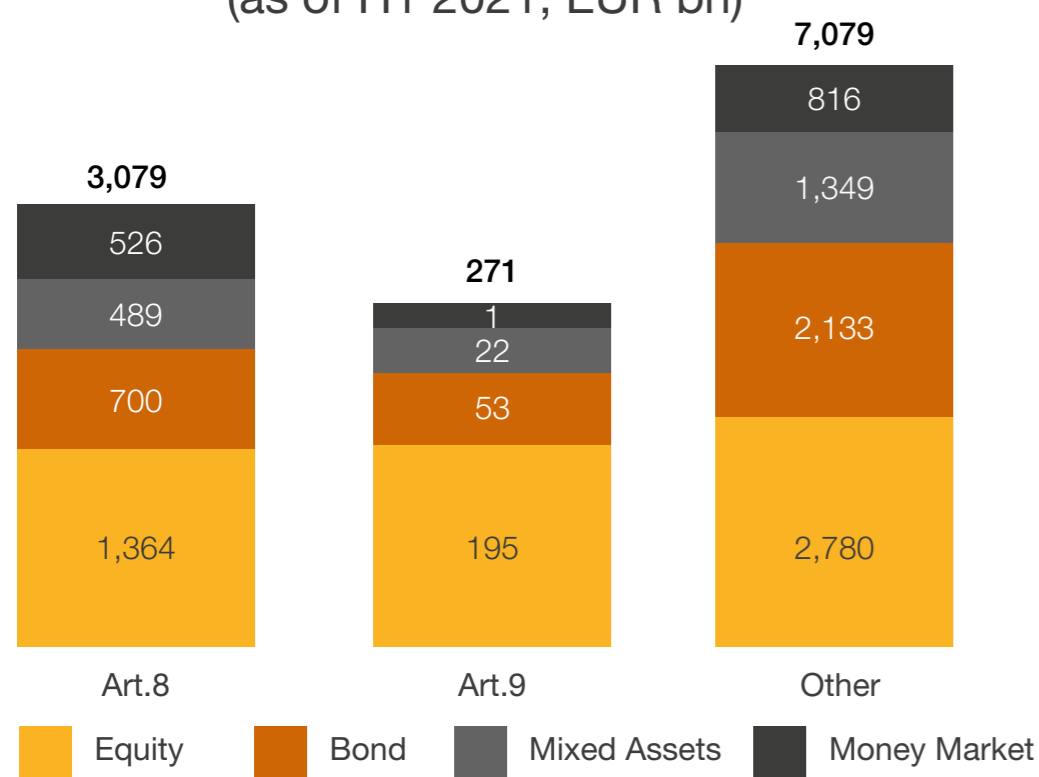


Top 20 Asset Managers as of H1 2021...

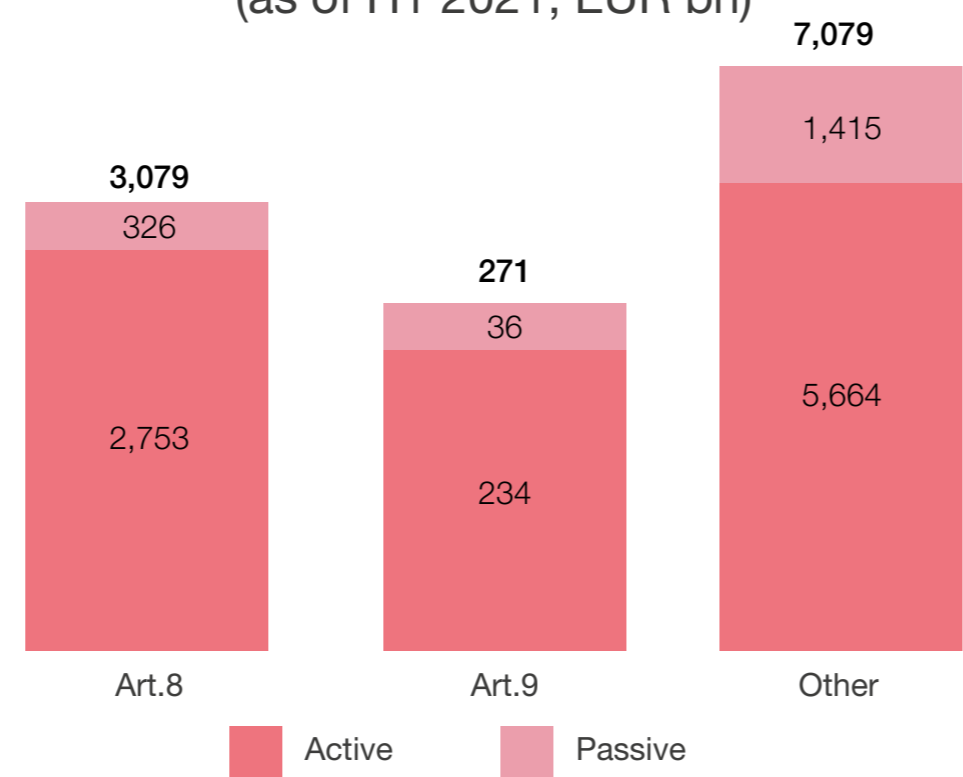
...in terms of Article 8 AuM & number of funds

By AuM (EUR bn)			By number of funds		
#	Name	AuM	#	Name	Funds
1	Amundi	255.0	1	Amundi	265
2	BlackRock	228.0	2	BNP Paribas	231
3	BNP Paribas	172.6	3	Nordea	162
4	Swedbank	139.5	4	Eurizon	135
5	Nordea	129.3	5	NN Investment Partners	125
6	Allianz Global Investors	112.8	6	Allianz Global Investors	123
7	JPMorgan	112.6	7	BlackRock	102
8	Fidelity International	93.5	8	Robeco	98
9	Eurizon	81.2	9	Swedbank	90
10	AllianceBernstein	71.3	10	AXA	83
11	NN Investment Partners	64.1	11	JPMorgan	73
12	Goldman Sachs	62.0	12	SEB	70
13	Robeco	61.5	13	UBS	61
14	Pictet	53.7	14	DWS	61
15	UBS	47.3	15	AllianceBernstein	58
16	SEB	47.3	16	Fidelity International	58
17	Northern Trust	43.5	17	Lazard Asset Management	53
18	AXA	40.5	18	Candriam	49
19	Crédit Mutuel AM	37.6	19	Lombard Odier	48
20	DWS	37.1	20	Deka	47

Asset class split by AuM (as of H1 2021, EUR bn)



Active vs. passive split by AuM (as of H1 2021, EUR bn)



Asset class split by # of funds (as of H1 2021)

	# of Art. 8 funds	# of Art. 9 funds	# of Other funds
Equity	2,312	363	7,524
Bond	1,274	131	5,432
Mixed	1,036	49	7,154
Money Market	121	2	429
Total	4,743	545	20,539

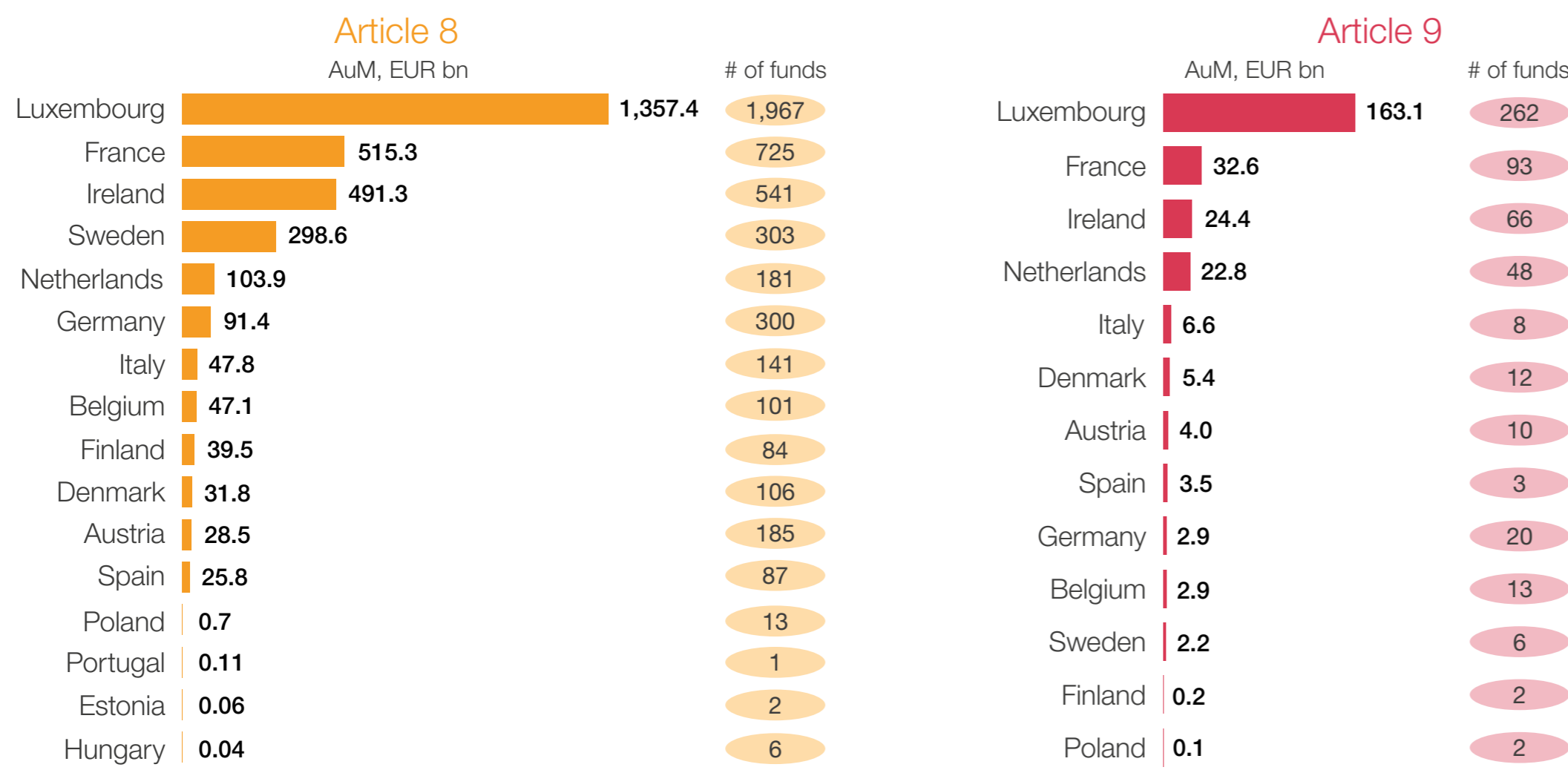
Active vs. passive split by # of funds (as of H1 2021)

	# of Art. 8 funds	# of Art. 9 funds	# of Other funds
Active	4,282	458	18,630
Passive	461	87	1,909
Total	4,743	545	20,539

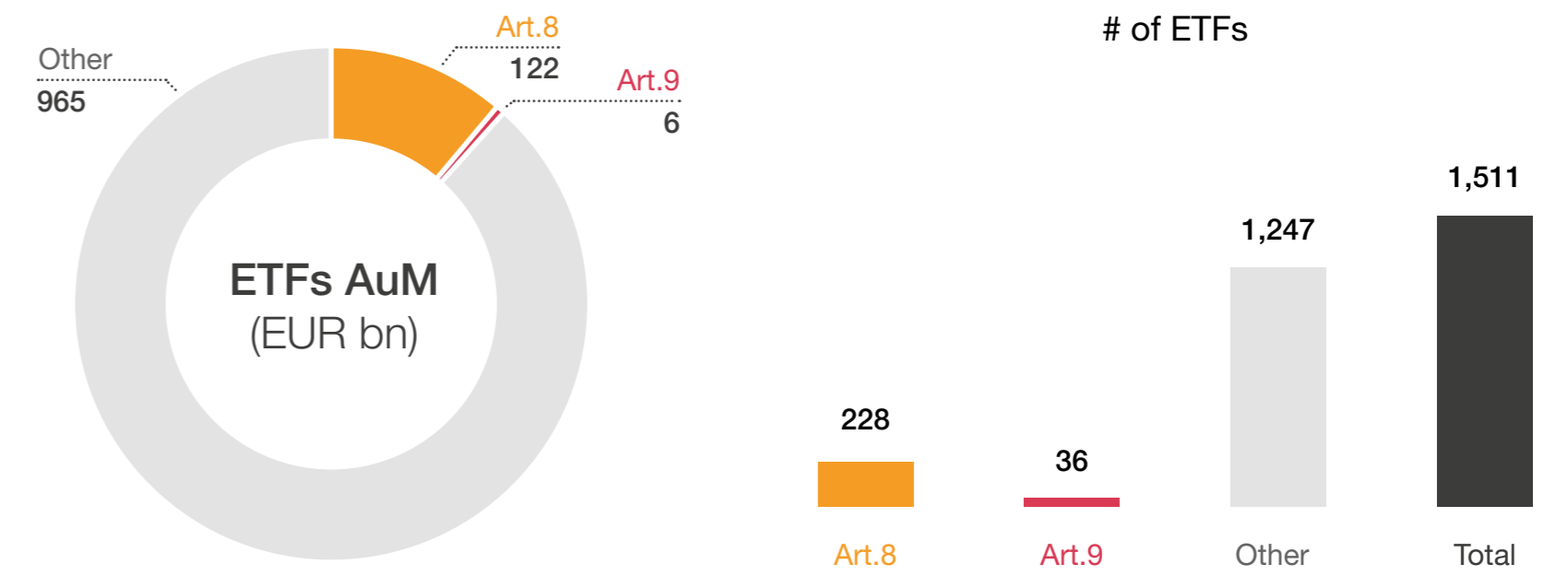
...in terms of Article 9 AuM & number of funds

By AuM (EUR bn)			By number of funds		
#	Name	AuM	#	Name	Funds
1	Pictet	29.3	1	Candriam	33
2	Candriam	18.8	2	AXA	32
3	Robeco	15.3	3	NN Investment Partners	28
4	NN Investment Partners	15.1	4	Amundi	21
5	AXA	14.9	5	Mirova	20
6	BlackRock	14.3	6	Robeco	16
7	Amundi	13.8	7	CPR Asset Management	15
8	Mirova	12.4	8	BNP Paribas	12
9	Nordea	9.6	9	ASN Bank	11
10	CPR Asset Management	6.5	10	Actiam	11
11	Etica	5.6	11	BlackRock	10
12	ASN Bank	5.5	12	Pictet	10
13	Actiam	5.4	13	Lyxor	9
14	Natixis Funds	5.2	14	DWS	9
15	BNP Paribas	5.0	15	Deka	8
16	ASR Bank	4.3	16	Legal & General	7
17	Danske Invest	4.2	17	Swisscanto	7
18	Pimco	4.0	18	Vontobel	7
19	AG2R La Mondiale	3.8	19	First State Investments	7
20	Federated Hermes	3.6	20	Société Générale	6

Top EU ESG funds domiciles by AuM as of H1 2021



EU ESG ETFs surpass EUR 125bn as of H1 2021



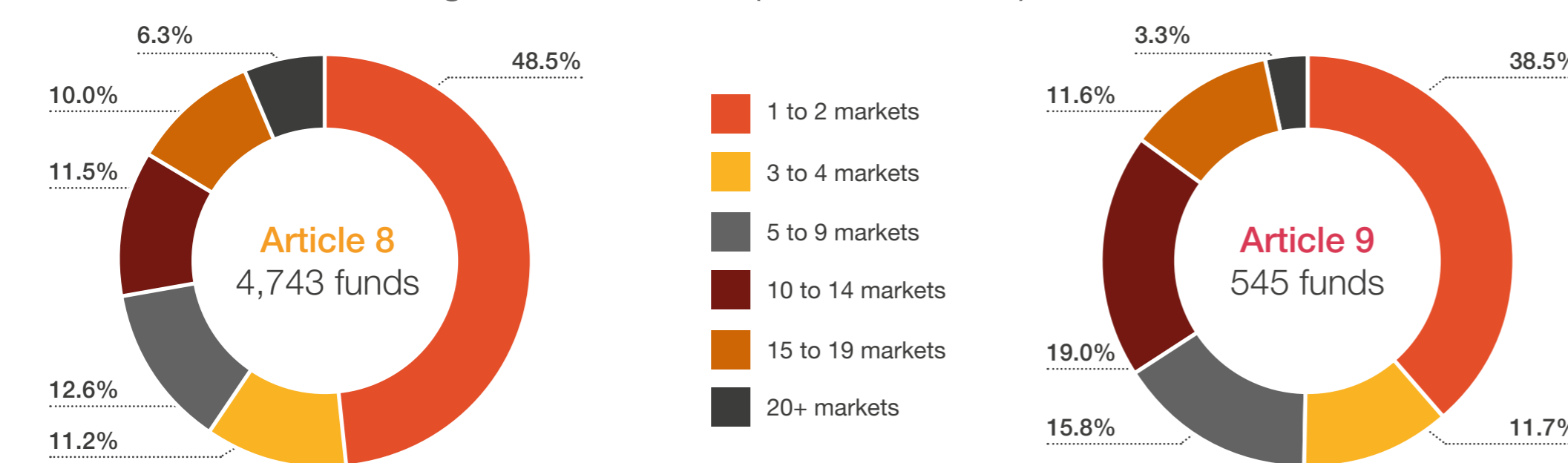
Top EU ETFs by AuM as of H1 2021

#	Article 8 - ETF name	Promoter	AuM (EUR bn)
1	iShares MSCI USA SRI UCITS ETF	BlackRock	6.7
2	SPDR Bloomberg SASB U.S. Corporate ESG UCITS ETF	State Street Global Advisors	4.7
3	iShares MSCI World SRI UCITS ETF	BlackRock	3.9
4	iShares MSCI Europe SRI UCITS ETF	BlackRock	3.9
5	UBS LFS MSCI World Socially Resp UCITS	UBS	3.7
6	iShares MSCI USA ESG Screened UCITS ETF	BlackRock	3.3
7	iShares MSCI USA ESG Enhanced UCITS ETF	BlackRock	3.2
8	iShares Automation & Robotics UCITS ETF	BlackRock	3.2
9	UBS (Ir) ETF plc-MSCI ACWI SocResp UCI ETF	UBS	3.1
10	UBS(Ir)ETF plc-MSCI ACWI ESG Unv LCar Sel UE	UBS	2.5
11	UBS LFS - MSCI EMU Soc Responsible U ETF	UBS	2.5
12	Xtrackers MSCI USA ESG UCITS ETF	DWS	2.4
13	L&G Cyber Security UCITS ETF	Legal & General	2.4
14	iShares € Corp Bond ESG UCITS ETF	BlackRock	2.3
15	Xtrackers MSCI World ESG UCITS ETF	DWS	2.2

#	Article 9 - ETF name	Promoter	AuM (EUR mn)
1	BNPP Easy Low Carbon 100 Europe PAB UCITS ETF	BNP Paribas	854.4
2	Lyxor NetZero2050 SP Eurozon Clim PAB DR ETF	Lyxor	752.2
3	Deka MSCI USA Climate Change ESG UCITS ETF	Deka	596.0
4	Lyxor Green Bond (DR) UCITS ETF	Lyxor	574.7
5	L&G Hydrogen Economy UCITS ETF	Legal & General	387.7
6	Deka MSCI EMU Climate Change ESG UCITS ETF	Deka	232.1
7	iShares Smart City Infrastructure UCITS ETF	BlackRock	212.7
8	Rize Sustainable Future of Food UCITS ETF	Rize	208.6
9	Deka MSCI Germany Climate Change ESG UCITS ETF	Deka	207.6
10	L&G Clean Water UCITS ETF	Legal & General	195.8
11	L&G Healthcare Breakthrough UCITS ETF	Legal & General	185.0
12	Lyx NetZero2050 SP 500 Clim PAB DR UCITS ETF	Lyxor	179.5
13	Deka MSCI Europe Climate Change ESG UCITS ETF	Deka	151.4
14	Deka MSCI World Climate Change ESG UCITS ETF	Deka	119.0
15	Deka MSCI Japan Climate Change ESG UCITS ETF	Deka	112.3

Distribution footprint

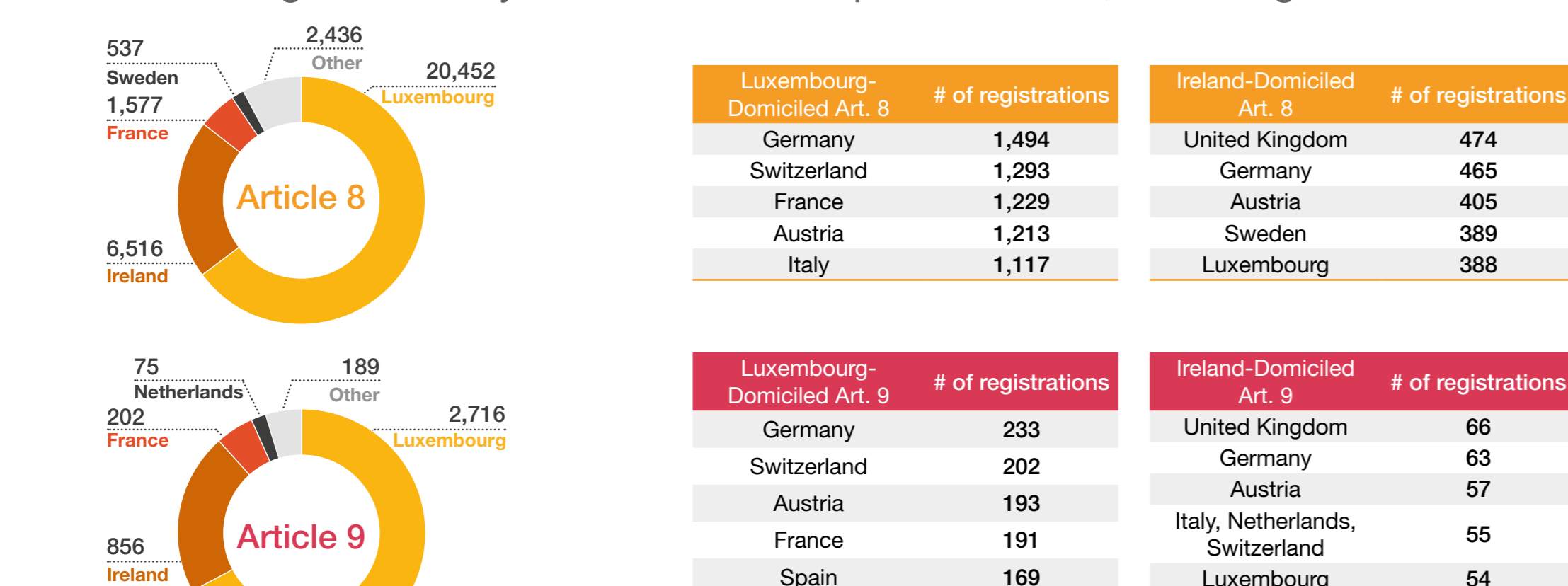
Number of countries registered for sale (as of H1 2021)



Distribution markets of key EU domiciles as of H1 2021

Number of registrations by domicile

Top destinations, excluding domicile



Note 1: Other includes Article 6 funds, funds that have not reported their SFDR status to Refinitiv Lipper and funds for which no data is available.
 Note 2: Future versions of the poster will include the two new SFDR sub-categories proposed by ESMA.

Sources: PwC Global AWM Market Research Centre, Refinitiv Lipper



Our European Sustainable Finance Series



2022: The growth opportunity of the century

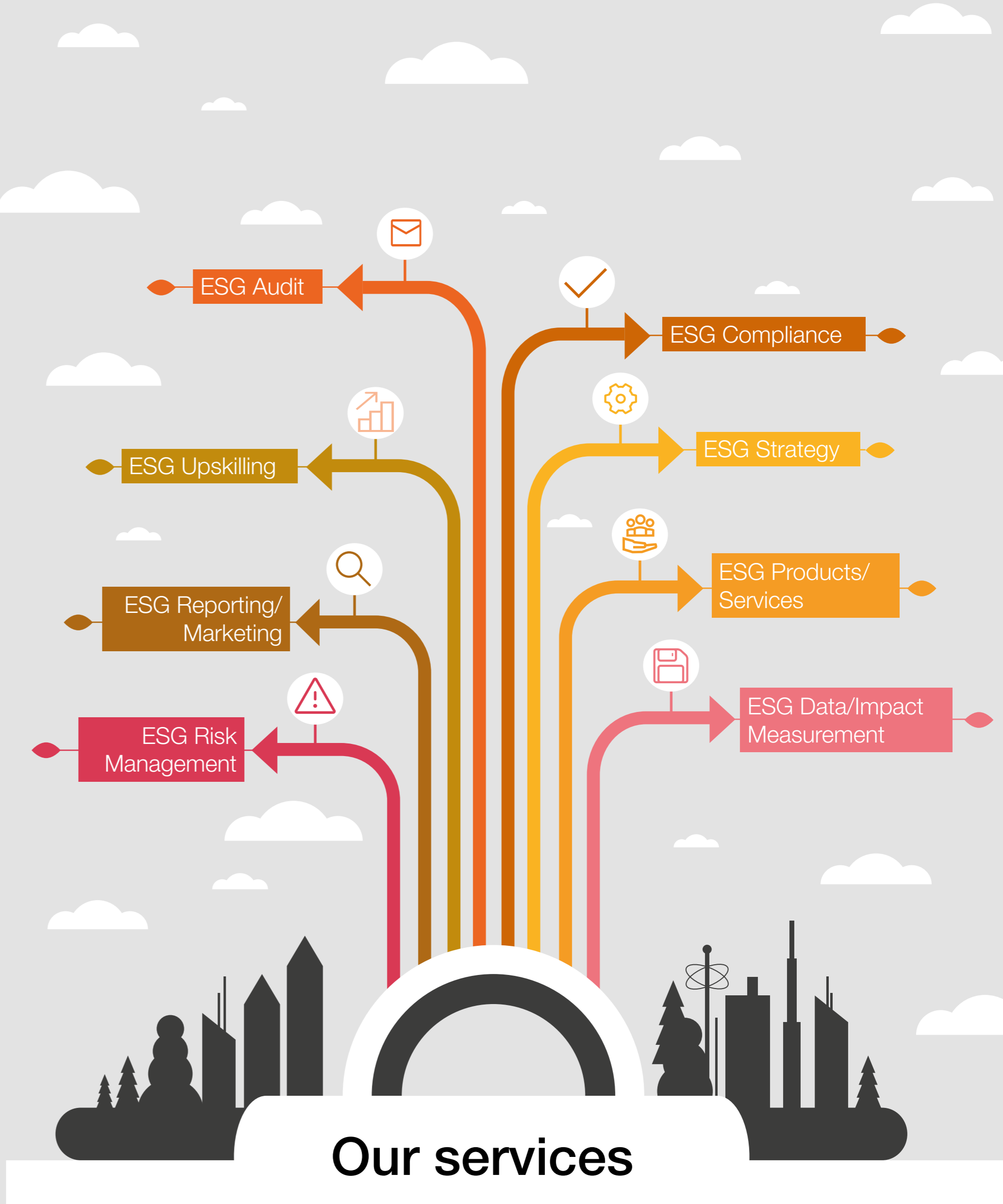
The first report in our European Sustainable Finance Series highlights the key catalysts behind the current 'ESG revolution' in Europe's traditional Asset & Wealth Management realm. Drawing on historical data, forecasts, qualitative insights and a survey of over 1,000 respondents, the study provides a comprehensive picture of current and future status of ESG within the traditional sphere. We then leverage these findings to provide asset managers with key actions they should consider undertaking in order to fully unlock the ESG opportunity.

EU Private Markets: ESG Reboot

The second report in our European Sustainable Finance Series delves into the major external and internal drivers that have been 'ESG-fying' the European Private Markets landscape. Based on historical data, 2025 projections, proprietary survey results and qualitative analyses, the report provides a thorough overview of European ESG Private Markets landscape at both an aggregate and asset-class specific level. The report concludes by highlighting the key steps that we believe GPs should consider in order to embrace the ESG revolution and reap all the benefits therein.



PwC ESG and sustainable offering for AWM clients



Contacts

Oliver Weber
 EMEA AWM Tax Leader, Luxembourg AWM Leader
 Partner, PwC Luxembourg
 oliver.weber@pwc.com
 +352 49 48 48 3175

Olivier Carré
 Financial Services Market Leader &
 Sustainability Sponsor, Luxembourg
 Partner, PwC Luxembourg
 olivier.carre@pwc.com
 +352 49 48 48 4174

Nathalie Dogniez
 EMEA AWM ESG Leader
 Partner, PwC Luxembourg
 nathalie.dogniez@pwc.com
 +352 49 48 49 2040

Frédéric Vonner
 Sustainable Finance and Sustainability Leader, Luxembourg
 Partner, PwC Luxembourg
 frederic.vonner@pwc.com
 +352 49 48 48 4173

Dariusz Yazdani
 Global AWM Market Research Centre Leader
 Partner, PwC Luxembourg
 dariush.yazdani@pwc.com
 +352 49 48 48 2191

Geoffroy Marcassoli
 AWM & ESG Partner
 Partner, PwC Luxembourg
 g.marcassoli@pwc.com
 +352 49 48 48 5410